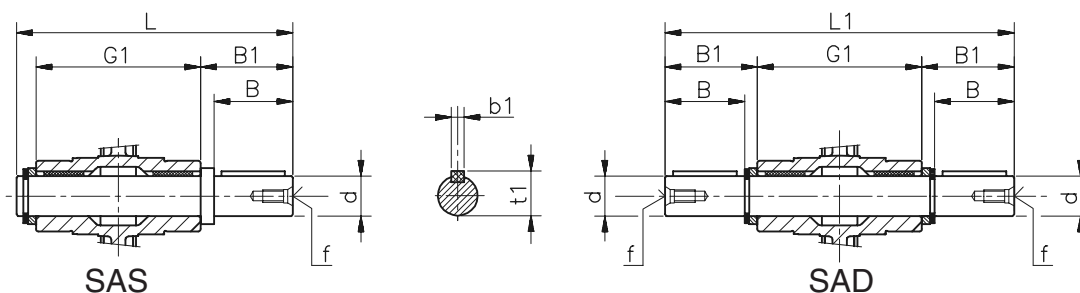


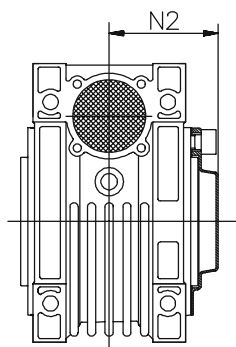
Dimensions accessoires SMRV

Axe de sortie SAS & SAD



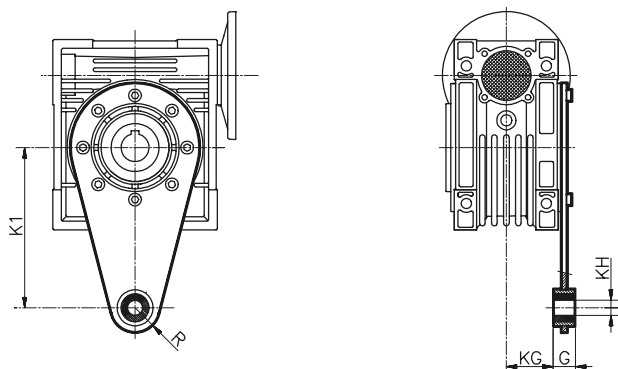
SMRV	d	B	B1	G1	L	L1	f	b1	t1
25	11	23	25,5	50	81	101	M6	4	12,5
30	14	30	32,5	63	102	128	M6	5	16
40	18	40	43	78	128	164	M10	6	20,5
50	25	50	53,5	92	153	199	M10	8	28
63	25	50	53,5	112	173	219	M10	8	28
75	28	60	63,5	120	192	247	M12	8	31
90	35	80	84,5	140	234	309	M16	10	38
110	42	80	84,5	155	249	324	M16	12	45
130	45	80	85	170	265	340	M16	14	48,5
150	50	82	87	200	297	374	M16	14	53,5

Capot de protection SCAP



	N2
030	42
040	50
050	57.5
063	68.5
075	73.5
090	85.5
105	94
110	94
130	102
150	117

Bras de réaction SBR



SMRV	K1	G	KG	KH	R
25	70	14	17,5	8	15
30	85	14	24	8	15
40	100	14	31,5	10	18
50	100	14	38,5	10	18
63	150	14	49	10	18
75	200	25	47,5	20	30
90	200	25	57,5	20	30
110	250	30	62	25	35
130	250	30	69	25	35
150	250	30	84	25	35